





Neurology & Neurosurgery



Vertigo and Dizziness
A Case-based Study
Ambar Chakravarty

Single Colour | Hardbound | 1/e, 2020
6.5" x 9.75" | 264 pp | 9789389188332

₹ 1750



Practice Pearls in Neurology
Series III
Bhanu Kesavamurthy, *et al.*

Two Colour | Soft Cover | 1/e, 2020
6.75" x 9.5" | 174 pp | 9789389188509

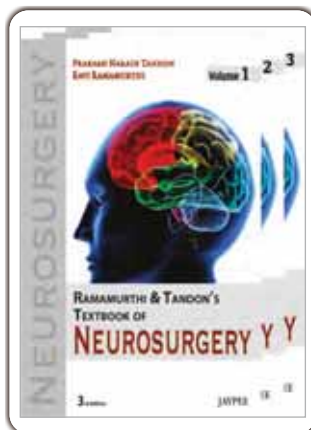
₹ 1350

Key Features

- ▲ First Case Study book on Vertigo and Dizziness essentially meant for and written by Neurologists from India.
- ▲ The First section of the book contains Basic Topics ranging from anatomy and physiology of human balance; historical approach to patients with vertigo and dizziness in an attempt to unveil the cause and level of dysfunction supplemented by detailed discussion on bedside examination of such patients and lastly an updated chapter on modern day computerized methods for assessment of Vestibular Functions.
- ▲ The Second section of the book contains Case Studies as mentioned above.
- ▲ The Third section of the book principally focuses on Therapeutic Aspects of Vestibular Disorders including both principles of pharmacotherapy as well as detailed discussions on Canalith Repositioning Techniques for patients with BPPV.

Key Features

- ▲ The book presents with a concise yet comprehensive clinical approach to common neurological disorders.
- ▲ Focuses on key aspects of clinical diagnosis, investigations and treatment which make a significant impact on the management of the patient.
- ▲ Dedicated chapters on Trigeminal Neuralgia, Approach to Brachial Plexopathies, and Bell's Palsy have been discussed in detail.
- ▲ Text is enriched with relevant tables, algorithms and figures.
- ▲ Written by experts with vast knowledge and experience in this field.



Ramamurthi & Tandon's Textbook of Neurosurgery
Prakash Narain Tandon & Ravi Ramamurthy

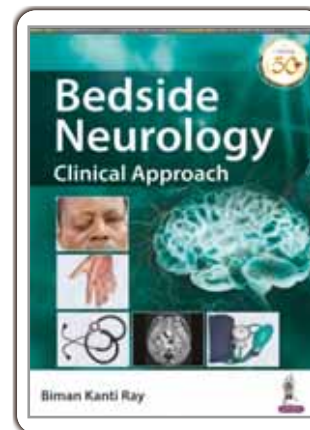
Three volume set

3rd Edition

197 Contributors

Full Colour | Hardbound | 3/e, 2012
8.75" x 11.25" | 2616 pp | 9789350250723

₹ 26395



Bedside Neurology
Clinical Approach
Biman Kanti Ray

Two Colour | Soft Cover | 1/e, 2020
6.75" x 9.5" | 280 pp | 9789389587913

₹ 1450

Key Features


- ▲ Elaborates problems and their management in the international scenario.
- ▲ Comprises of numerous colour diagrams, illustrations and radiological images for better understanding.
- ▲ This book will be of great value to medical students, postgraduates in neurology and neurosurgery, neurologists and neurosurgeons, general surgeons, ENT surgeons and MBBS students.

Key Features

- ▲ A concise coverage of relevant neuroanatomy and neurophysiology.
- ▲ Highlights on symptoms and signs.
- ▲ Bedside examination methods and its interpretation.
- ▲ A diagnostic approach that lets you to accurately identify the anatomical site, pathology and etiology case studies.

Case Studies in Uncommon Headache Disorders

Ambar Chakravarty



Two Colour | Hardbound | 1/e, 2019
6.5" x 9.75" | 242 pp | 9789352706716


₹ 1795

Key Features

- First case study book on Headache Disorders published in India.
- Solely written by Indian authors based on personal experiences of cases encountered.
- A total of 51 cases discussed in an interactive manner.
- Includes 10 commentaries on topics of current interest related to the cases discussed.
- Amplified with line diagrams and photographs.
- All in all a comprehensive text on Headache Disorders suitable for General Neurologists, Physicians, Pediatricians and Trainees.

Amantadine in Parkinson's Disease An Expert Opinion

Vinay Goyal



Full Colour | Soft Cover | 1/e, 2022
4.5" x 6.75" | 60 pp | 9789390595617


₹ 1295

Key Features

- Written by practicing key opinion leaders in neurology.
- Covers basic aspects of Parkinsonism with description of various symptoms, pathophysiology, and management approach.
- Describes in detail the role of amantadine in the management of parkinsonism highlighting its clinical and safety parameters.
- Illustrated and summarized with tables and figures to enhance reading experience.

Neurological Drugs

Vikas Dhikav



Single Colour | Soft Cover | 1/e, 2019
4.5" x 7" | 292 pp | 9789352709007

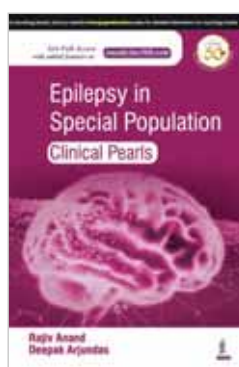
₹ 650

Key Features

- Presents the principles and practice of neurological drug therapy in a simplified way.
- Gives an overview of common diagnostic entities and evidence-based therapy guidelines about the neurological conditions, especially emphasizes on headache, epilepsy, Parkinson's disease, dementia, etc.
- Includes the special chapters on adverse drug reactions, genetic disorders and rare neurological illnesses.
- It is an attempt to ensure both basic and advanced learners in neuropharmacology get a fair idea about the drug treatment.

Epilepsy in Special Population Clinical Pearls

Rajiv Anand & Deepak Arjundas



Full Colour | Soft Cover | 1/e, 2021
5.5" x 8.5" | 44 pp | 9789390595006

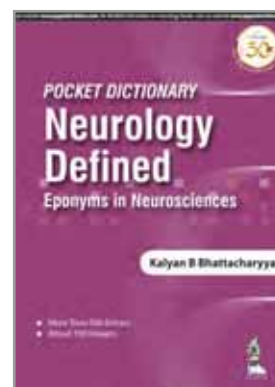
₹ 1750

Key Features

- The handbook collates key evidence for managing epilepsy in daily practice, in various practical scenarios.
- The distinguishing aspect of the book is presence of "Clinical Pearls" across the book to aid practice of busy practitioners.
- The book provides tips and tricks to manage epilepsy patients across various scenarios, i.e., in children, elderly, adolescents, in women, in patients with comorbid HIV or post-trauma, or managing status epilepticus.
- The book is put together by key neurologists across the country and lead by two eminent neurologist, i.e., Dr Rajiv Anand and Dr Deepak Arjundas.

Pocket Dictionary Neurology Defined Eponyms in Neurosciences

Kalyan B Bhattacharyya



Full Colour | Soft Cover | 1/e, 2019
4.25" x 6" | 222 pp | 9789352709977

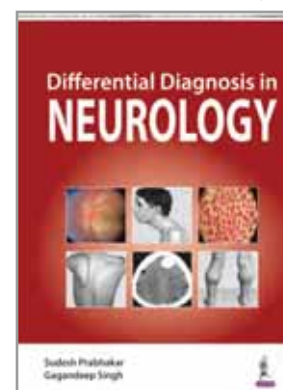
₹ 650

Key Features

- Full color pocket dictionary.
- A ready reference book to understand various neurological disorders in a concise manner.
- Presented in easy flowing layout with numerous clinical photographs for better understanding.
- Attempts at imparting pictorial presentation and brief definition of various neurological diseases.
- The book is compiled alphabetically in line with the concept of the title.
- Includes more than 500 entries and around 350 images.

Differential Diagnosis in Neurology

Sudesh Prabhakar & Gagandeep Singh



Full Colour | Soft Cover | 1/e, 2015
8.5" x 11" | 590 pp | 9789351529026


₹ 2195

Key Features

- Provides practical approach to the diagnosis of neurological disorders.
- Covers all aspects of neurology.
- Describes the approaches to deal with Intractable Epilepsy, Coma, Speech and Language Disorders, Gait Disorders, Monoplegia and Hemiplegia, Paraplegia etc.
- Talks about Disturbances of Smell and Taste, Visual Loss, Dizziness, Deafness, Chronic Headach/Myodonus etc.
- Enhanced with line drawings of the brain anatomy and pathology.

Mimics of Epileptic Seizures

Ambar Chakravarty



Two Colour | Soft Cover | 1/e, 2020
6.25" x 9.5" | 394 pp | 9789390020966


₹ 1750

Key Features

- ▲ A comprehensive text addressing almost all conditions mentioned by the International League Against Epilepsy as Imitators of Epilepsy in 2017.
- ▲ A total of 22 chapters and 23 commentaries along with several illustrative case studies included.
- ▲ Practical aspects of differentiating epileptic seizures from their imitators are highlighted in problem-oriented manner.
- ▲ The commentaries provide an analytical discourse to selected issues raised by the authors in the chapters preceding them.
- ▲ Contributors include renowned neuroscientists from India and abroad.

IAP Textbook of Pediatric Neurology

Anoop Verma & PAM Kunju



Full Colour | Soft Cover | 2/e, 2019
6.75" x 9.5" | 604 pp | 9789352709793


₹ 1850

Key Features

- ▲ A comprehensive collection of important pediatric neurological diseases, often seen in clinics.
- ▲ Covers some precious topics such as, developmental delay, autism, cerebral palsy, congenital anomalies, infections of central nervous system, childhood epilepsy, movement disorders, neuroimaging, electrophysiological examinations, neurodegeneration, diseases of muscle; diseases of neuromuscular junctions, headache in children, nutritional diseases affecting the nervous system, pediatric drug formulary pertaining to neurological disorders which appeals most to general pediatricians.

Antiepileptic Drugs

Arun Garg & Atma Ram Bansal



Two Colour | Soft Cover | 1/e, 2020
4.5" x 9.5" | 200 pp | 9789388958240

₹ 2050


Key Features

- ▲ This book is a comprehensive resource providing clinical and up-to-date information on effective selection and usage of antiepileptic drugs.
- ▲ Highlights the key differences between old and new antiepileptic drugs, also aims at addressing issues related to epilepsy and its treatment.
- ▲ Use of antiepileptic drugs in patients with comorbid health conditions, in different situations and populations has been keenly elaborated.
- ▲ The content in this book is presented in a crisp and easy-to-read format, written by experts with a vast knowledge and skill base.

Handbook on Epilepsy for Physicians

(Indian Epilepsy Association)

PV Rai, *et al.*



Two Colour | Soft Cover | 1/e, 2019
6.25" x 9.5" | 198 pp | 9789389188004

₹ 1095


Key Features

- ▲ The handbook is compiled to give up-to-date information on the management of People with Epilepsy (PWE) for physicians in day-to-day practice.
- ▲ Provides expert and latest information regarding various aspects of epilepsy.
- ▲ Presents important aspects of epilepsy as separate chapters, example febrile seizures, new onset epilepsy, epilepsy syndromes in children, epilepsy in the elderly, seizures but not epilepsy, epilepsy and pregnancy, etc.

Clinical Approach to Pediatric Neurology

for Postgraduate Students and Practicing Pediatricians

Jaya Shankar Kaushik & Piyush Gupta



Full Colour | Soft Cover | 1/e, 2021
6.75" x 9.5" | 464 pp | 9789351525509


₹ 1595

Key Features

- ▲ Provides a simplified approach to diagnosis of various childhood neurological problems including seizure, encephalopathy, developmental delay, neuroregression, movement disorder, ataxia and neuromuscular weakness.
- ▲ Each chapter on clinical approach is replete with case vignettes which provide a promising complement to understanding the topics.
- ▲ Covers the bare basics of clinical neuroanatomy, and electrophysiology relevant to clinical practice.
- ▲ Provides an illustrious chapter on developing the art of reading and interpreting neuroimaging findings.

Surgical Atlas of Spinal Operations

Jason C Eck & Alexander R Vaccaro



Full Colour | Hardbound | 2/e, 2020
8.5" x 11" | 600 pp | 9789386322708


₹ 9695

Key Features

- ▲ This atlas is a comprehensive review of spine surgery, discussing traditional and new techniques.
- ▲ Divided into five sections, the first part introduces surgical anatomy.
- ▲ The following sections focus on procedures for different parts of the spine - cervical, thoracic and lumbosacral, to present expanded coverage of all aspects of spine surgery.
- ▲ Each section presents numerous disorders and different surgical techniques for their management. Highly illustrated, each chapter discusses indications for a surgical approach, the most common surgeries, pertinent anatomy, postoperative care and potential complications.

Tuberculosis of the Skeletal System (Bones, Joints, Spine and Bursal Sheaths)

SM Tuli



6th Edition

Two Colour | Hardbound | 6/e, 2021
6.25" x 9.5" | 466 pp | 9788194709022

₹ 1450

Key Features

- ▶ This book will guide the learner to master the concepts in tuberculosis of the skeletal system.
- ▶ Includes most recent information on the subject along with philosophy behind investigations and treatment of musculoskeletal tuberculosis.
- ▶ Divided into three sections- General Consideration, Extra-spinal Regional Tuberculosis, and Tuberculosis of the Spine.
- ▶ Conclude with Take Home Key Points.

Expert Techniques in Spine Surgery

Alexander R Vaccaro & Arjun Sebastian



Full Colour | Hardbound | 1/e, 2020
10.75" x 8.5" | 124 pp | 9789352709809


₹ 3350

Key Features

- ▶ The book is a compendium of complex techniques used in modern day spine surgery.
- ▶ Covering technically challenging and innovative surgical techniques for the cervical, thoracic and lumbar spine, this text has been carefully crafted as an instructional guide from internationally recognized leaders in the field.
- ▶ Each of the 12 chapters consists of a methodical outline to breakdown the most complex of contemporary surgical techniques into easy to understand sections for practical application.

Ramamurthi & Tandon's Manual of Neurosurgery

Prakash Narain Tandon, *et al.*



2 Volume Set

Two Colour | Soft Cover | 1/e, 2014
4.75" x 8.25" | 1640 pp | 9789351521921

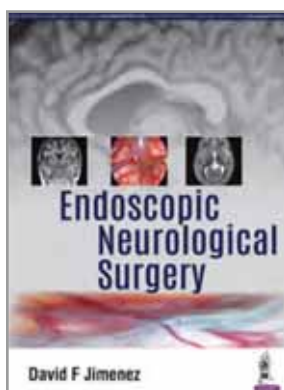
₹ 3695

Key Features

- ▶ Comprehensive companion to Ramamurthi & Tandon's Textbook of Neurosurgery, 3rd edition.
- ▶ Covers all important areas of neurosurgery, such as diagnostics, congenital malformations, head and spinal injuries, infections, vascular malformations, central nervous system tumours, etc.
- ▶ Includes chapters on special neurosurgical techniques, such as stereotactic and functional neurosurgery, surgery for epilepsy, movement disorders, psychosurgery and pain.
- ▶ Comprises numerous illustrations, tables and diagrams.

Endoscopic Neurological Surgery

David F Jimenez




Full Colour | Hardbound | 1/e, 2019
8.5" x 11" | 190 pp | 9789352701223

₹ 4395

Key Features

- ▶ This book presents the reader with sixteen chapters that detail instrumentation, techniques, procedures, complication avoidance, and outcomes.
- ▶ Most chapters are divided into a current literature review and a "how to" section which describes details, nuances and aspects of each technique.
- ▶ Complex and cumbersome language has been avoided, yet the book is detailed sufficiently to guide surgeons through the operations.

IAN Textbook of Neurology Arabinda Mukherjee



Full Colour | Soft Cover | 1/e, 2018
8.5" x 11" | 926 pp | 9789352701797


₹ 4695

Key Features

- ▶ This book on pediatric epilepsies is a lucid compilation of all available literature on this subject conforming to the latest evidence-based guidelines.
- ▶ It may be one of its kind in this country considering the scarcity of an easy-reference manual for neurologists, physicians, pediatricians or any medical practitioner.
- ▶ This medical book is a really handy compendium of all updated information pertaining to the approach and management of pediatric epilepsy syndromes.

Atlas of Neurology A Case-based Approach

Kalyan B Bhattacharyya
& Satish V Khadikar



Includes
Interactive
DVD-ROM


Full Colour | Soft Cover | 1/e, 2018
6.75" x 9.5" | 300 pp | 9789386322005

₹ 2350

Key Features

- ▶ A practical resource book on the subject.
- ▶ Discusses radiology, electrophysiology, stills and videos of interesting cases encountered in daily practice.
- ▶ Includes easy-to-diagnose cases, esoteric in nature.
- ▶ Lucid presentation in the question and answer format.
- ▶ Provides a glimpse of the protean problems seen in day-to-day practice.
- ▶ Functions as a ready reckoner for the multitude of clinical problems in neurology.

Practice Pearls in Neurology (Series 1) AV Srinivasan, *et al.*




Two Colour | Soft Cover | 1/e, 2018
6.75" x 9.5" | 186 pp | 9789352701988

₹ 1295

Key Features

- Ready-to-use reference to assist in office or inpatient management for commonly encountered neurologic conditions.
- It focuses on key aspects of clinical diagnosis, investigations and treatment of the patient.
- Wide array of subjects is covered ranging from phantom limb to noncompressive myelopathies.
- Helpful to discerning neurologist, neurology consultants, postgraduates, internist and the pediatrician in tackling common neurologic problems like seizures in systemic disorders.

Ward Rounds in Clinical Neurology Long and Short Cases Ravi Yadav & Girish Baburao Kulkarni



Over 20 Contributors


Single Colour | Soft Cover | 1/e, 2018
5.5" x 8.5" | 236 pp | 9789352705900

₹ 1250

Key Features

- It guides the students to master the art of formulation of diagnosis, based on sound arguments from history and clinical findings.
- The contributors are from various renowned neurology institutes spread all over India and are well versed with case presentation.
- Clinical cases involving symptom analysis and interpretation of signs, localization and etiology to approach each patient in clinical practice.
- Clinical syndromes have been incorporated in the form of long and short cases that are routinely presented in the clinics and DM/DNB neurology exit examinations.

Brain & Neurological Disorders A Simplified Health Education Guide Sudhir V Shah & Heli S Shah




Full Colour | Soft Cover | 1/e, 2017
6.25" x 9.5" | 436 pp | 9789385999659

₹ 995

Key Features

- The book fills the gap in the understanding of neurological disorders by providing authentic, research backed information.
- It enlightens and inspires community towards prevention as well as early detection of diseases, all in a reassuring and reader friendly language.
- Supplemented with a large number of figures and diagrams.
- This edition is primarily intended to benefit the patients, their families, and care givers.

Clinical Neurology Made Easy HV Srinivas




Single Colour | Soft Cover | 1/e, 2018
5.5" x 8.5" | 218 pp | 9789352702510

₹ 650

Key Features

- This book is a guide for approach to diagnosis, appropriate investigations and proper management of common neurological problems.
- Discusses common neurological disorders like tension headache, migraine, epilepsy, Parkinson's disease and dementia which are entirely based on the clinical diagnosis and there are no investigations to confirm the diagnosis.
- Illustrated case histories with step-wise diagnosis.
- Contains tables for quick reference.
- Ready reckoner for the busy OPD practice

Higher Neural Functions A Clinical Approach M Madhusudanan, *et al.*



With Colour Plates


Full Colour | Soft Cover | 1/e, 2018
4.75" x 8.25" | 262 pp | 9789386056269

₹ 1095

Key Features

- This book provides a practical approach to the diagnosis of neurological disorders.
- The book begins with the chapter on basic understanding of higher neural functions like cognition, behavior, learning, and memory.
- Further chapters elaborate disorders like agnosia, apraxia, visuospatial, and other disorders of visual processing and neurobehavioral disorders.
- Written by experts with a vast knowledge and skill base.
- In summary, a must-read book with information that is useful in every day clinical practice for neurologists, physicians, and postgraduate students.

Understanding Parkinsonism The Clinical Perspective Amit Batla & Deepti Vibha



With Colour Plates

Two Colour | Soft Cover | 1/e, 2017
6.25" x 9.5" | 334 pp | 9789386322333

50 Contributors


₹ 2095

Key Features

- Written by international authorities on Parkinsonism.
- Covers all the aspects of Parkinsonism starting from historical aspects to epidemiology, pathophysiology, and imaging to role of deep brain stimulation.
- Discusses clinical practice and research involved in Parkinsonism.
- Illustrated and summarized with tables and figures to enhance reading experience.

Neuro Integrated for NIMHANS Entrance Examination

Pramod KS & K Gayathri



Includes List of
Signs & Syndromes
Last-Minute Revision

5th Edition

Single Colour | Soft Cover | 5/e, 2020
8.5" x 11" | 342 pp | 9789390020034

₹ 750

Key Features

- ▲ This edition has been updated keeping in mind the latest changes in the pattern of examination.
- ▲ High-yield topics pertinent to each subspecialty in neurosciences and psychiatry has been provided.
- ▲ An overview to help the students revise the subjects in a short duration of time they get to devote particularly for these examinations.
- ▲ It covers MCQs from the subjects for self-assessment.
- ▲ Includes list of signs and syndromes for last minute revision.
- ▲ NIMHANS based sample MCQs at the end of chapters.

Minimally Invasive Spine Surgery

Official Publication of Minimally Invasive Spine
Surgeons of India

Arvind G Kulkarni



72 Contributors

Full Colour | Hardbound | 1/e, 2018
8.5" x 11" | 418 pp | 9789352700547

₹ 5295

Key Features

- ▲ Explores the subject of 'Minimally Invasive Spine Surgery' from basic fundamentals to recent advances.
- ▲ Opens a world of fascinating techniques aimed at treatment with least morbidity.
- ▲ Provides solutions to frequently asked questions about the 'ifs and buts' of minimal access spine surgery.
- ▲ Encapsulates the experience of Indian MIS surgeons since the inception of MIS in India.

The Spine

Medical & Surgical Management

Alexander R Vaccaro, *et al.*

Two volumes



Full Colour | Hardbound | 1/e, 2018
8.5" x 11" | 1690 pp | 9789351524946

₹ 18495


Key Features

- ▲ Evidence based, comprehensive, two volumes, 137 chapters spanning over developmental spine, metabolic disorders, bone grafting, cervical spine, spinal cord injury, lumbar spine, motion preservation, thoracic spine, pediatrics, tumor, complications, and minimally invasive surgery.
- ▲ Includes chapters on the treatment of cervical spinal disorders including radiculopathy, myelopathy, and ossification of the posterior longitudinal ligament, spinal instrumentation, deformity correction, osteotomies, and revision surgery.

Textbook of Contemporary Neurosurgery

Vincent A Thamburaj

Two volume set



107 Contributors

Full Colour | Hardbound | 1/e, 2012
8.75" x 11.25" | 1880 pp | 9789350252390


₹ 34695

Key Features

- ▲ This book is for the young neurosurgeons and those in related discipline.
- ▲ The entire field of general neurosurgery, including neurorehabilitation is covered for a holistic learning experience.
- ▲ Management strategies in functional disorders are amply discussed.
- ▲ Contributory authors include experts from Asia, Europe and North America.

Complex Surgical Cases of the Limbic System

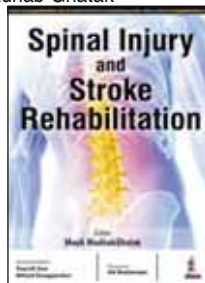
Sepehr Sani, *et al.*



Full Colour | Hardbound | 1/e, 2017
7" x 9.75" | 184 pp | 9789386261441 | ₹ 5850

Spinal Injury and Stroke Rehabilitation


Mouli Madhab Ghatak



Single Colour | Soft Cover | 1/e, 2017
6.25" x 9.5" | 478 pp | 9789380704890 | ₹ 1350

Pediatric Epilepsy Syndromes Seizures, Syndromes, Approach and Management (Neurological Society of India)

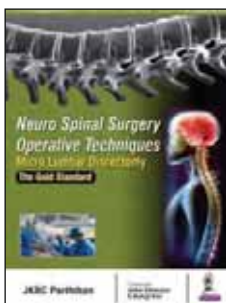
Ashalatha Radhakrishnan



Single Colour | Soft Cover | 1/e, 2017
6.25" x 9.5" / 294 pp / 9789386322319 | ₹ 1095

Neuro Spinal Surgery Operative Techniques Micro Lumbar Discectomy (The Gold Standard)

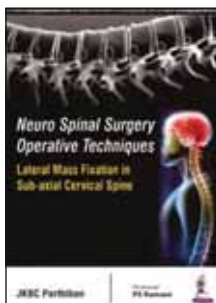
JKBC Parthiban



Full Colour | Soft Cover | 1/e, 2017
6.25" x 9.5" | 180 pp | 9789352700509 | ₹ 3350

Neuro Spinal Surgery Operative Techniques Lateral Mass Fixation in Sub-axial Cervical Spine

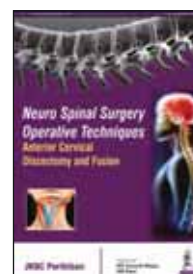
JKBC Parthiban



Full Colour | Soft Cover | 1/e, 2016
6.25" x 9.5" | 78 pp | 9789352500529 | ₹ 1650

Neuro Spinal Surgery Operative Techniques Anterior Cervical Discectomy and Fusion

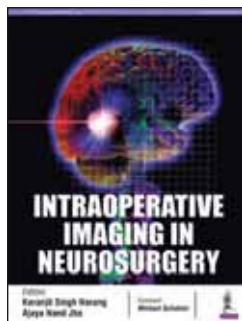
JKBC Parthiban



Full Colour | Soft Cover | 1/e, 2016
6.25" x 9.5" | 130 pp | 9789352501304 | ₹ 2295

Intraoperative Imaging in Neurosurgery


Karanjit Singh Narang & Ajaya Nand Jha



Full Colour | Hardbound | 1/e, 2017
8.5" x 11" | 206 pp | 9789386322906 | ₹ 6195

Modern Day Management of Headache Questions and Answers


K Ravishankar, *et al.*



Two Colour | Soft Cover | 1/e, 2017
6.25" x 9.5" | 521 pp | 9789386056276 | ₹ 2450

Status Epilepticus Practical Guidelines in Management

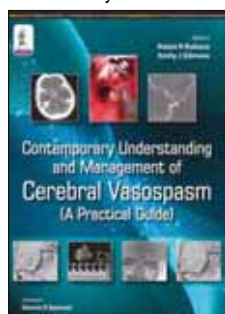
Ashalatha Radhakrishnan



Single Colour | Hardbound | 1/e, 2017
7" x 9.75" | 132 pp | 9789386322999 | ₹ 1650

Contemporary Understanding and Management of Cerebral Vasospasm (A Practical Guide)

Ketan R. Bulsara & Emily J. Gilmore



Full Colour | Hardbound | 1/e, 2015
8.5" x 11" | 112 pp | 9789351525608 | ₹ 6450


Self Assessment & Review of Neurosciences

Nayil Khursheed & Rumana Makhdoomi




Single Colour | Soft Cover | 2/e, 2017
8.5" x 11" | 278 pp | 9789386150431 | ₹ 595

Handbook of Neurological Physical Therapy Evidence-Based Practice
P Shanmuga Raju




Single Colour | Soft Cover | 1/e, 2012
5.5" x 8.5" | 93 pp | 9789350255537 | ₹ 695

WFNS Spine Committee
Textbook on Thoracic Spine
PS Ramani



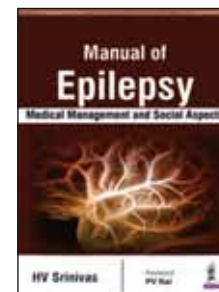
Full Colour | Hardbound | 1/e, 2016
8.5" x 11" | 498 pp | 9789352500079 | ₹ 8395

Frontiers in Pediatric Neurology
TM Ananda Kesavan




Two Colour | Soft Cover | 1/e, 2017
6.75" x 9.5" | 276 pp | 9789386261755 | ₹ 1350

Manual of Epilepsy
Medical Management and Social Aspects
HV Srinivas



Single Colour | Soft Cover | 1/e, 2016
5.5" x 8.5" | 118 pp | 9789352501311 | ₹ 695

Textbook of Vertigo
Diagnosis & Management
Francesco Dispenza &
Alessandro De Stefano




Two Colour | Hardbound | 1/e, 2014
7.5" x 10.5" | 284 pp | 9789350906729 | ₹ 3250

Textbook of Surgical Management of Lumbar Disc Herniation WFNS Spine Committee
PS Ramani



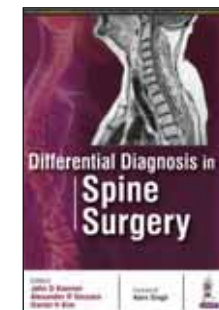
Full Colour | Hardbound | 1/e, 2014
8.5" x 11" | 372 pp | 9789350909621 | ₹ 7550

MRI Brain Atlas and Text
G Balachandran



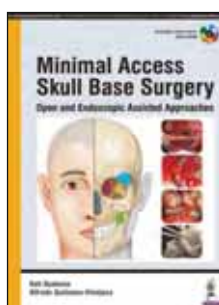
Single Colour | Soft Cover | 1/e, 2016
4.5" x 7" | 328 pp | 9789352500222 | ₹ 1095

Differential Diagnosis in Spine Surgery
John D Koerner, *et al.*



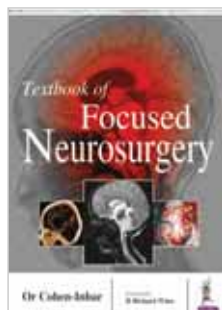
Full Colour | Soft Cover | 1/e, 2016
6.25" x 9.5" | 228 pp | 9789385999475 | ₹ 4395

Minimal Access Skull Base Surgery
Open and Endoscopic Assisted Approaches
Kofi Boahene & Alfredo Quinones-Hinojosa




Full Colour | Hardbound | 1/e, 2016
8.5" x 11" | 330 pp | 9789351529347 | ₹ 10095

Textbook of Focused Neurosurgery
Or Cohen-Inbar




Full Colour | Hardbound | 1/e, 2016
8.5" x 11" | 538 pp | 9789386056122 | ₹ 8350

Neuroscience EEG Atlas
Amitabh Nundy



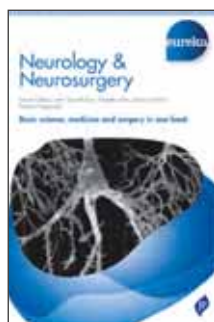
Single Colour | Hardbound | 1/e, 2016
11" x 8.75" | 152 pp | 9789352500208 | ₹ 2295

Endoscopic Spinal Surgery
Kai-Uwe Lewandrowski, *et al.*



Full Colour | Hardbound | 1/e, 2013
8.75" x 11.25" | 172 PP | 9781907816277 | ₹ 8595

Eureka: Neurology & Neurosurgery
Dawn Collins, *et al.*



Full Colour | Soft Cover | 1/e, 2015
6.25" x 9.5" | 384 pp | 9781907816741 | \$ 36

Pocket Tutor: Neurological Examination
John Goodfellow




Two Colour | Soft Cover | 2/e, 2018
4.5" x 7" | 240 pp | 9781909836709 | ₹ 1350

Pocket Tutor: Neuroimaging
Rory Piper



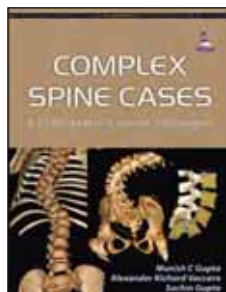
Two Colour | Soft Cover | 1/e, 2018
4.5" x 7" | 280 pp | 9781909836570 | ₹ 1350

Adult Degenerative Scoliosis
James S Harrop & Alexander R Vaccaro



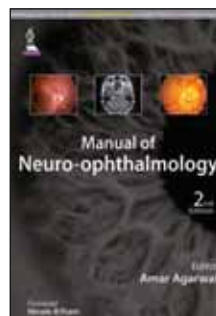
Full Colour | Hardbound | 1/e, 2015
8.5" x 11" | 194 pp | 9789351524960 | ₹ 8250

Complex Spine Cases
A Collection of Current Techniques
Munish C Gupta, *et al.*



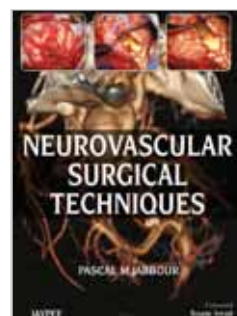
Full Colour | Hardbound | 1/e, 2015
8.5" x 11" | 274 pp | 9789351523864 | ₹ 8250

Manual of Neuro-ophthalmology
Amar Agarwal




Full Colour | Soft Cover | 2/e, 2015
6.25" x 9.5" | 274 pp | 9789351527824 | ₹ 2050

Neurovascular Surgical Techniques
Pascal M Jabbour




Full Colour | Hardbound | 1/e, 2013
8.5" x 11" | 452 pp | 9789350900888 | ₹ 8250

Essentials of Spinal Disorders
Jason C Eck & Christian P DiPaola




Full Colour | Hardbound | 1/e, 2014
7" x 9.75" | 264 pp | 9789350909836 | ₹ 4195

Surgical Management of Cervical Disc Herniation
WFNS Spine Committee
PS Ramani



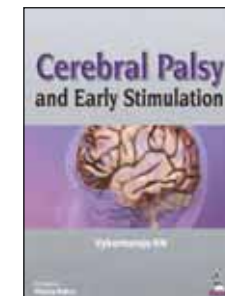
Full Colour | Hardbound | 1/e, 2012
8.5" x 11" | 288 pp | 9789350255674 | ₹ 4195

101 MRI Brain Solutions
Hariqbal Singh, *et al.*



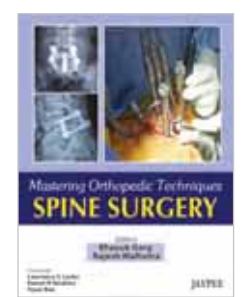
Single Colour | Soft Cover | 1/e, 2015
6.25" x 9.5" | 286 pp | 9789351525530 | ₹ 1895

Cerebral Palsy and Early Stimulation
Vykuntaraju KN




Single Colour | Soft Cover | 1/e, 2014
6.75" x 9.5" | 236 pp | 9789350903018 | ₹ 950

Mastering Orthopedic Techniques Spine Surgery
Bhavuk Garg & Rajesh Malhotra




Full Colour | Hardbound | 1/e, 2012
8.5" x 11" | 402 pp | 9788184488968 | ₹ 8250

Textbook of Movement Disorders
Ashok Kumar




Single Colour | Soft Cover | 1/e, 2014
8.5" x 11" | 522 pp | 9789350906408 | ₹ 1895

Clinics in Neurology
Alaka Deshpande




Full Colour | Soft Cover | 1/e, 2014
5.5" x 8.5" | 248 pp | 9789351522171 | ₹ 1350

Magnetic Resonance Imaging of Neurological Diseases in Tropics
Rakesh K Gupta & Sunil Kumar




Full Colour | Hardbound | 1/e, 2014
8.5" x 11" | 362 pp | 9789350909720 | ₹ 4595

Pediatric Neurology
Kamalendu Chakrabarti



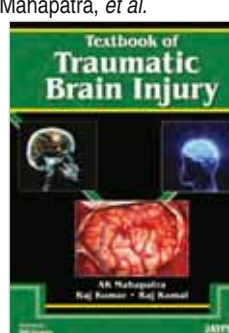
Single Colour | Soft Cover | 2/e, 2013
6.25" x 9.5" | 516 pp | 9789350904763 | ₹ 1495

Magnetic Resonance Neurography
Avneesh Chhabra & Gustav Andreisek




Full Colour | Hardbound | 1/e, 2012
8.5" x 11" | 214 pp | 9789350255681 | ₹ 8250

Textbook of Traumatic Brain Injury
AK Mahapatra, *et al.*



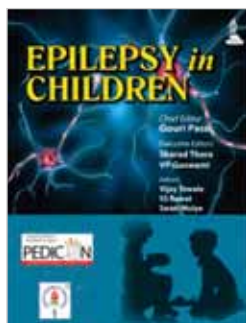
Full Colour | Hardbound | 1/e, 2012
8.5" x 11" | 366 pp | 9789380704760 | ₹ 4595

Minimally Invasive Spine Surgery
An Algorithmic Approach
Kern Singh




Full Colour | Hardbound | 1/e, 2013
8.5" x 11" | 116 pp | 9789350904848 | ₹ 4595

Epilepsy in Children
Gouri Passi, *et al.*



Two Colour | Soft Cover | 1/e, 2014
6.75" x 9.5" | 210 pp | 9789351521341 | ₹ 695

Defining the Value of Spine Care
Jeffrey A Rihn, *et al.*




Single Colour | Soft Cover | 1/e, 2000
5.5" x 8.75" | 600 pp | 9788171797431 | ₹ 2050

**Surgical Techniques in Spinal Surgery
Cervical Spine**
PS Ramani




Full Colour | Hardbound | 1/e, 2010
8.5" x 11" | 216 pp | 9788184487824 | ₹ 3695

**Jaypee's Ganga Video Atlas of
Spine Surgery**
S Rajasekaran & Ajoy Prasad Shetty




Full Colour | Soft Cover | 1/e, 2010
4.5" x 7.5" | 292 pp | 9788184488852 | ₹ 26150

Handbook of SYNCOPE
A Concise Clinical Approach
Behzad B Pavri



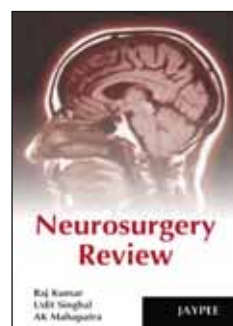
Two Colour | Soft Cover | 1/e, 2014
6.5" x 9.5" | 146 pp | 9789350909539 | ₹ 1495

**Algorithms in Pediatric Neurology
(A Beginner's Guide)**
Gouri Rao Passi



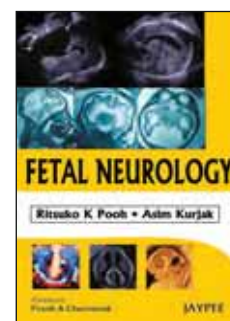
Single Colour | Soft Cover | 1/e, 2011
7.5" x 9.5" | 82 pp | 9789350252505 | ₹ 695

Neurosurgery Review
Raj Kumar, *et al.*




Single Colour | Soft Cover | 1/e, 2009
6.5" x 9.5" | 380 pp | 9788184486520 | ₹ 650

Fetal Neurology
Ritsuko K Pooh & Asim Kurjak




Full Colour | Hardbound | 1/e, 2009
6.25" x 9.5" | 500 pp | 9788184486926 | ₹ 7350

Physiotherapy in Neuro-Conditions
Glady Samuel Raj



Single Colour | Soft Cover | 1/e, 2006
6.25" x 9.5" | 340 pp | 9788180616310 | ₹ 695

**Step by Step Treatment of
Parkinson Disease**
PV Rai




Two Colour | Soft Cover | 1/e, 2010
4.5" x 7" | 252 pp | 9789380704876 | ₹ 1050

**Parkinson's
Disease and Movement Disorders**
TN Mehrotra & Kalyan B Bhattacharyya




Two Colour | Hardbound | 1/e, 2005
8.5" x 11" | 384 pp | 9788180615559 | ₹ 5695

**Diagnostic Criteria in
Neurological Diseases**
S Ramu




Single Colour | Soft Cover | 1/e, 2006
5.25" x 8.25" | 92 pp | 9788180616112 | ₹ 550

**Neurological Examination
Made Easy**
Rajendra Bhalchandra Kenkre




Two Colour | Soft Cover | 1/e, 2008
4.5" x 7" | 260 pp | 9788184483703 | ₹ 795

**Recent Advances in Pediatric
(Special Volume 18) Pediatric Neurology**
Suraj Gupta




Single Colour | Soft Cover | 1/e, 2008
6.25" x 9.5" | 596 pp | 9788184482010 | ₹ 2050

**Textbook of
Pediatric Neurology in Tropics**
Ashok Gupta

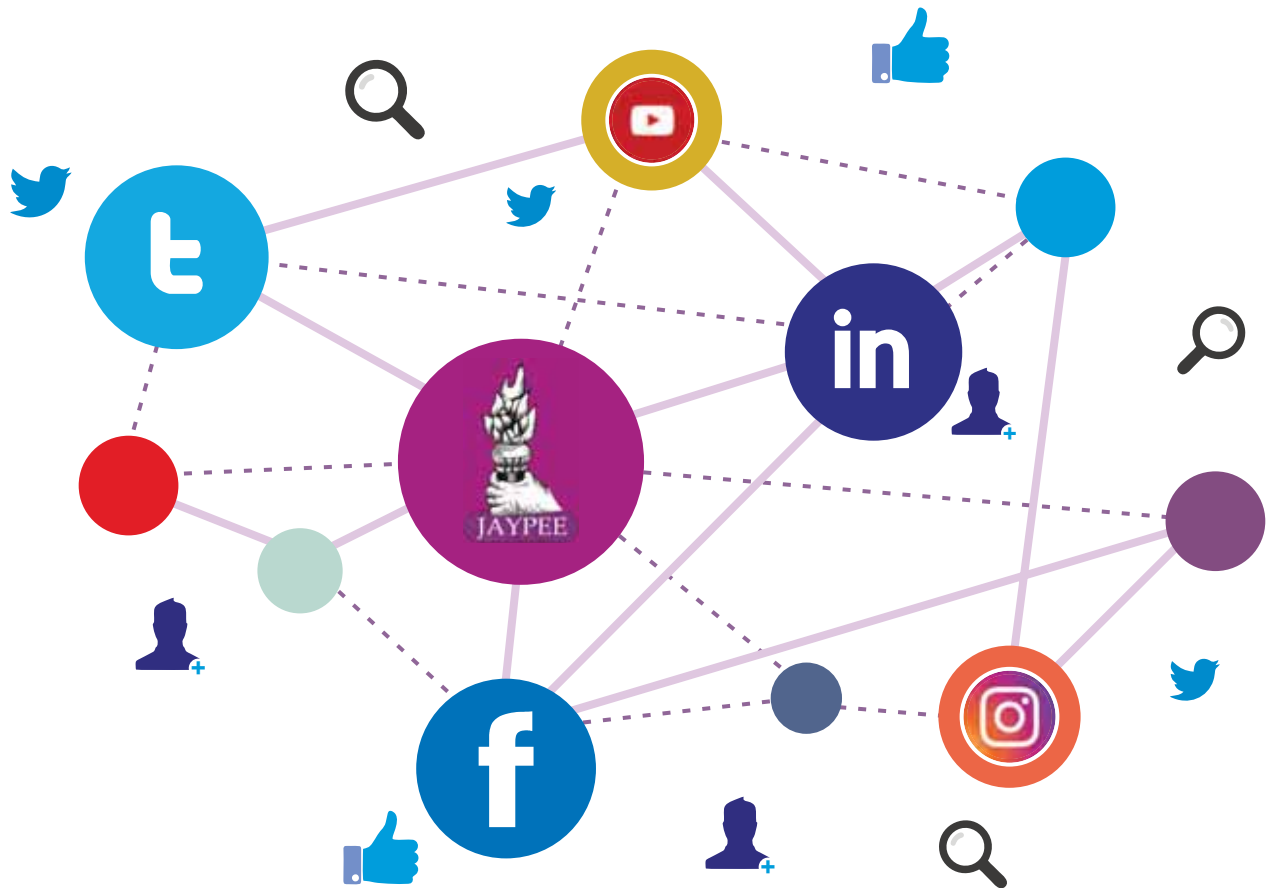


Single Colour | Hardbound | 1/e, 2007
8.5" x 11" | 440 pp | 9788180618802 | ₹ 2395

**Approach to Geriatric
Neuropsychiatric Problems**
Subrata Banerjee & Kaushik Roy



Full Colour | Soft Cover | 1/e, 2012
5.5" x 8.5" | 202 pp | 9789350258828 | ₹ 750



Follow | Like | Explore

Join India's Premier Health Sciences Publisher **JAYPEE**

Connect With Us



Scan to connect
and discover more

-  facebook.com/JaypeeMedicalPublishers
-  instagram.com/jaypeemedicalpublishers
-  youtube.com/jaypeebrothersmedicalpublisher
-  twitter.com/JaypeeBrother
-  linkedin.com/company/jaypeebrothers



Jaypee Brothers Medical Publishers (P) Ltd

e-mail: marketing@jaypeebrothers.com

website: www.jaypeebrothers.com

Phone: +91-11-43574357



For any queries
8377900515

30/09/2021